



Met 1

300 S Biscayne BLVD
Miami, FL 33131

Every month we compile this comprehensive market report focus on Met 1 in this convenient and easy to read format. Our data comes from more than six different sources including MLS Associations, County Offices and Financial Institutions. Get this report for free every month on our website [met1condosforsale.com](https://www.met1condosforsale.com).

Property Stats

POSTAL CODE 33131

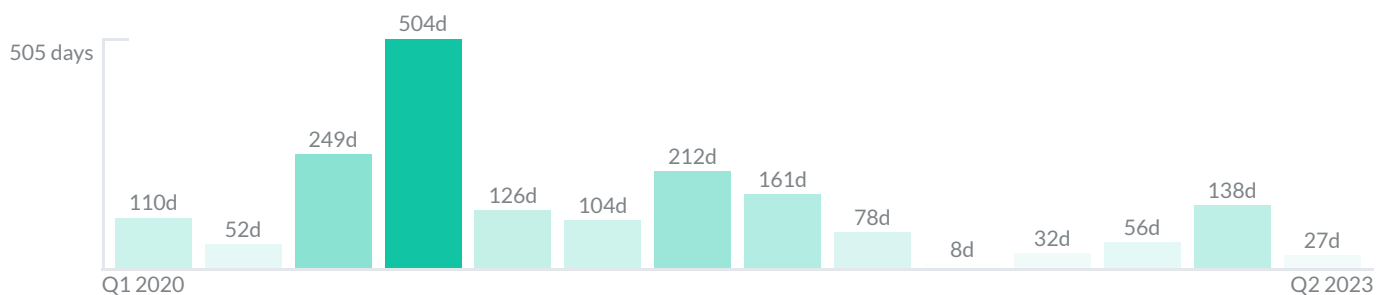
The property stats graph represents the median price evolution since ten years in your postal code area.



Similar Properties

DAYS ON THE MARKET

Everyday 3 months we monitor how many days it takes for similar properties to be sold. This is also a good indicator to know when to buy or sale!

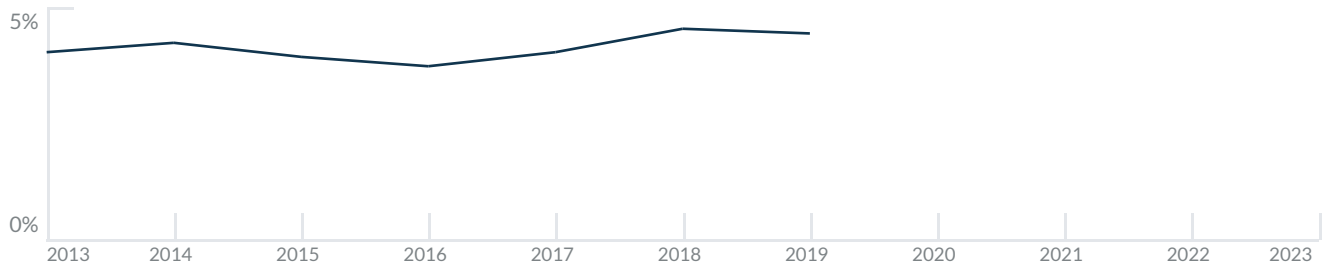


Mortgage Rates

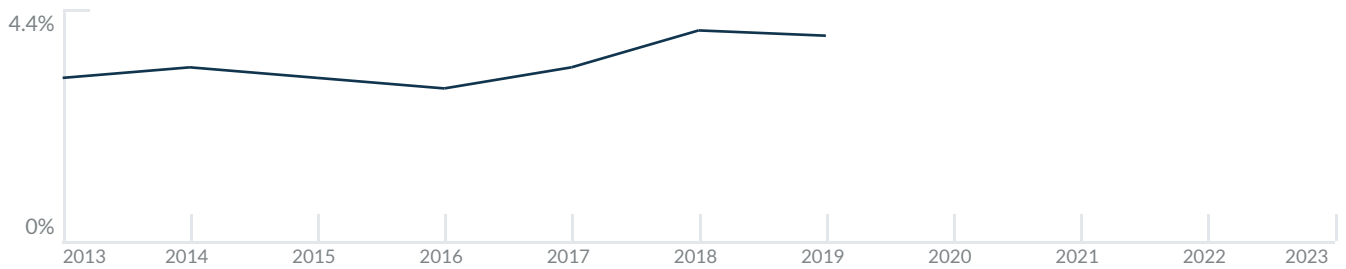
PER YEAR

Understanding mortgage economics is important when you want to buy with a loan. Below is the historical yearly average mortgage rates in the Unites States retrieved from Freddie Mac©

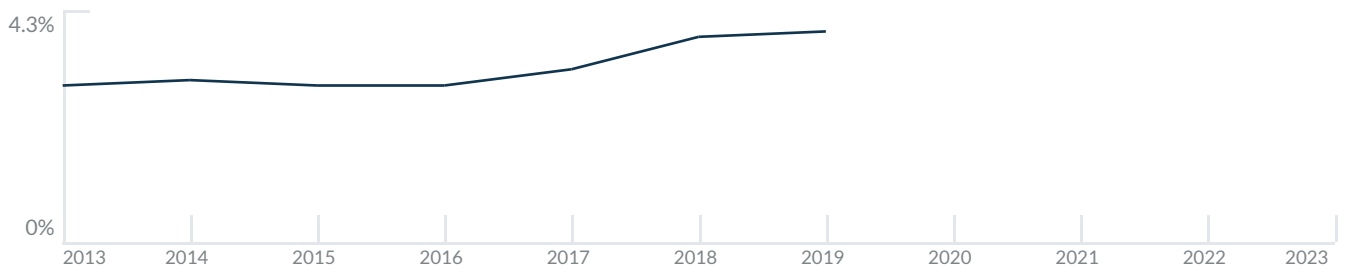
30 YEARS FIXED 4.4%



15 YEARS FIXED 3.9%



5/1-YEAR ADJUSTABLE 3.9%



Schools

CLOSEST

Having good schools nearby is important if you have kids or plan to rent or sell your home. Ratings are retrieved from the leading independent and nonprofit GreatSchools©

ELEMENTARY SCHOOL	MIDDLE SCHOOL	HIGH SCHOOL
Alpha Charter Of Aspire	Genio Maria De Hostos Youth Leadership Charter School	World School Of The Arts
1/10	1/10	10/10

Insights

IN MET 1

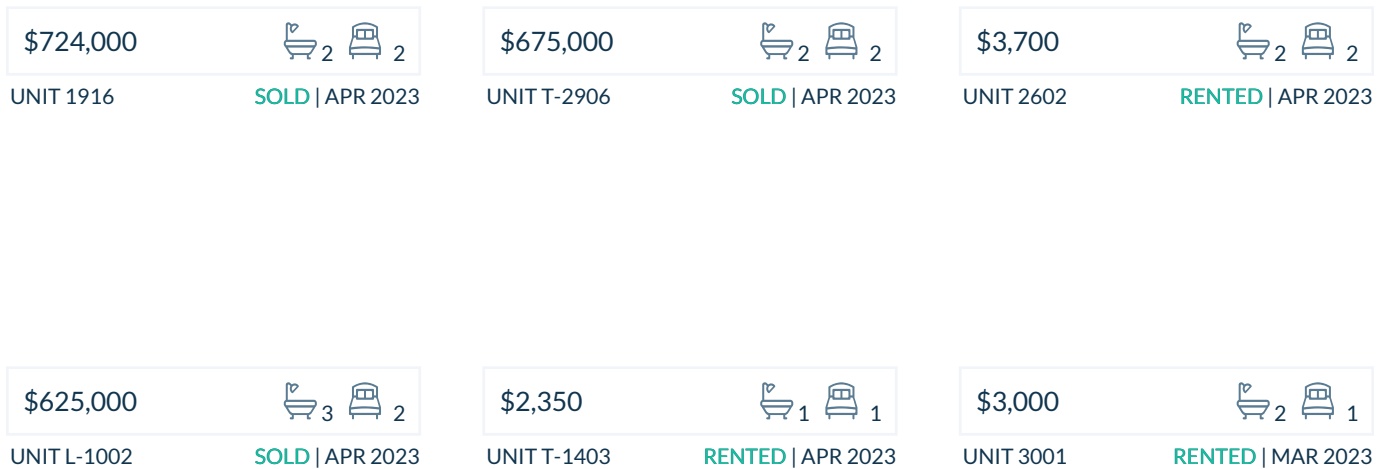
Below the average listing prices of available unit per property type.



Activity

SOLD OR RENTED

Below the latest transactions reported by the local MLS Association for Met 1



Sold

LAST 20 PROPERTIES SOLD IN MET 1

Unit	Price	Beds/Baths	\$/Sqft	Sqft	Buying Date	Days on Market
1916	\$724,000	2/2	\$643.0	1,126	Apr 2023	11
T-2906	\$675,000	2/2	\$671.6	1,005	Apr 2023	55
L-1002	\$625,000	2/3	\$515.3	1,213	Apr 2023	14
2714	\$665,000	2/2	\$661.0	1,006	Feb 2023	138
T-3406	\$629,000	2/2	\$625.9	1,005	Dec 2022	95
T-2207	\$488,000	1/2	\$665.8	733	Dec 2022	105
1709	\$380,000	1/1	\$698.5	544	Nov 2022	19
T-2616	\$748,000	2/2	\$664.3	1,126	Nov 2022	17
T-2712	\$690,000	2/2	\$685.9	1,006	Nov 2022	20
L-602	\$630,000	2/3	\$519.4	1,213	Oct 2022	25
T-2314	\$674,000	2/2	\$670.0	1,006	Oct 2022	110
T-3616	\$728,000	2/2	\$646.5	1,126	Oct 2022	77
T-2816	\$745,000	2/2	\$661.6	1,126	Oct 2022	39
T-2804	\$555,000	2/2	\$547.3	1,014	Sep 2022	93
T-3706	\$638,000	2/2	\$634.8	1,005	Sep 2022	11
3204	\$530,000	2/2	\$522.7	1,014	Sep 2022	6
T-2612	\$668,000	2/2	\$664.0	1,006	Aug 2022	84
T-3405	\$425,000	1/2	\$579.8	733	Aug 2022	21
T-1910	\$739,000	2/2	\$677.4	1,091	Aug 2022	6
T-2116	\$699,000	2/2	\$620.8	1,126	Jul 2022	6

Rented

LAST 20 PROPERTIES RENTED IN MET 1

Unit	Price	Beds/Baths	\$/Sqft	Sqft	Rented Date	Days on Market
2602	\$3,700	2/2	\$3.6	1,017	Apr 2023	75
T-1403	\$2,350	1/1	\$4.3	544	Apr 2023	12
3001	\$3,000	1/2	\$3.8	790	Mar 2023	11
1811	\$2,650	1/1	\$4.9	540	Mar 2023	21
T-2814	\$4,000	2/2	\$4.0	1,006	Mar 2023	129
T-3009	\$2,550	1/1	\$4.3	600	Feb 2023	19
L-832	\$3,400	1/2	\$3.3	1,034	Feb 2023	54
T-3507	\$3,250	1/2	\$4.4	733	Feb 2023	21
T-2812	\$4,100	2/2	\$4.1	1,006	Jan 2023	9
PH-3...	\$6,800	3/4	\$3.5	1,955	Jan 2023	71
PH-3...	\$3,000	1/2	\$4.1	734	Jan 2023	118
L-428	\$3,500	1/2	\$4.5	786	Jan 2023	15
PH-3...	\$3,300	1/2	\$4.5	734	Jan 2023	174
T-1907	\$3,000	1/2	\$4.1	733	Jan 2023	41
PH-3...	\$2,900	1/1	\$5.3	545	Dec 2022	6
T3302	\$4,100	2/2	\$4.0	1,017	Dec 2022	61
T-1903	\$2,600	1/1	\$4.8	544	Dec 2022	27
T-1802	\$3,600	2/2	\$3.5	1,017	Dec 2022	16
3616	\$4,000	2/2	N/A	N/A	Nov 2022	41
L-632	\$3,300	1/2	\$3.2	1,034	Nov 2022	42

Currently Listed

ACTIVE LISTINGS 1/4

Unit	Price	Beds/Baths	\$/Sqft	Sqft	Listing Date	Owner
T-3314	\$4,500/mth	2/2	N/A	N/A	Nov 2022	N/A
L-814	\$525,000	1/2	\$589.2	891	Nov 2022	REBECCA DEL...
Loft 8...	\$3,475/mth	1/2	\$4.4	786	Nov 2022	N/A
T-1802	\$650,000	2/2	\$639.1	1017	Mar 2023	IRMA M DE LA...
T-2806	\$5,200/mth	2/2	\$5.2	1005	Nov 2022	N/A
T-3304	\$4,300/mth	2/2	\$4.2	1014	Nov 2022	EDUPI LLC
T-3604	\$599,000	2/2	\$590.7	1014	Aug 2022	N/A
PH- 3...	\$1,450,000	3/4	\$741.7	1955	Nov 2022	SEMMIN SAFI
PH-4...	\$3,200/mth	1/2	\$4.4	734	Dec 2022	N/A
T-2816	\$745,000	2/2	\$661.6	1126	Nov 2022	RONALD B CR...
PH-4...	\$550,000	1/2	\$749.3	734	Dec 2022	N/A
T-3109	\$450,000	1/1	\$834.9	539	Nov 2022	N/A
T-2106	\$4,200/mth	2/2	\$4.2	1005	Aug 2022	MELISA 2211 I...
PH-3...	\$1,550,000	3/4	\$725.3	2137	Dec 2022	JOSE ALBERT...
L-1022	\$525,000	1/2	\$582.0	902	Nov 2022	MET 1 1022 M...
PH- 3...	\$8,800/mth	3/4	\$4.5	1955	Nov 2022	SEMMIN SAFI
T-2112	\$4,100/mth	2/2	\$4.1	1006	Nov 2022	BRYAN ZHAN...
T-1804	\$649,000	2/2	\$640.0	1014	Nov 2022	N/A
T-2707	\$2,950/mth	1/2	\$4.0	733	Nov 2022	N/A
T-2809	\$440,000	1/1	\$816.3	539	Dec 2022	N/A

Currently Listed

ACTIVE LISTINGS 2/4

Unit	Price	Beds/Baths	\$/Sqft	Sqft	Listing Date	Owner
T-2812	\$4,475/mth	2/2	\$4.4	1006	Nov 2022	
T-2804	\$3,600/mth	2/2	\$3.6	1014	Nov 2022	ESTEBAN CAS...
L-424	\$449,740	1/2	\$520.5	864	Nov 2022	LUIS MANUEL...
T-1707	\$2,950/mth	1/2	\$4.0	733	Nov 2022	MET UNIT 170...
T-3206	\$589,000	2/2	\$586.1	1005	Nov 2022	ABOKADO LT...
L-410	\$4,000/mth	1/2	\$4.9	824	Dec 2022	N/A
T-2214	\$4,200/mth	2/2	\$4.2	1006	Dec 2022	WATERFORD...
T-3702	\$585,000	2/2	\$575.2	1017	Feb 2023	MICHAEL HER...
T-1403	\$2,490/mth	1/1	\$4.6	544	Jan 2023	N/A
T1606	\$648,000	2/2	\$579.1	1119	Jan 2023	ABEL ANTONI...
T-2207	\$3,500/mth	1/1	\$4.8	733	Jan 2023	N/A
T-3009	\$2,800/mth	1/1	\$5.2	539	Dec 2022	
L-1004	\$2,800/mth	1/2	\$4.5	624	Jan 2023	LUIS CINTRO...
PH-3...	\$1,550,000	3/4	\$725.3	2137	Jan 2023	JOSE ALBERT...
T-1703	\$2,800/mth	1/1	\$4.6	605	Jan 2023	MARIA ELENA...
T-2806	\$4,300/mth	2/2	\$4.3	1005	Mar 2023	N/A
T-2709	\$2,800/mth	1/1	\$5.2	539	Jan 2023	N/A
T-2808	\$4,795/mth	2/2	\$4.4	1091	Jan 2023	N/A
T-1503	\$2,800/mth	1/1	\$5.1	544	Jan 2023	N/A
L-606	\$3,300/mth	1/2	\$4.3	766	Feb 2023	N/A

Currently Listed

ACTIVE LISTINGS 3/4

Unit	Price	Beds/Baths	\$/Sqft	Sqft	Listing Date	Owner
T-1703	\$2,600/mth	1/1	\$4.3	605	Feb 2023	MARIA ELENA...
PH-3...	\$1,550,000	3/4	\$725.3	2137	Feb 2023	JOSE ALBERT...
T-1403	\$374,800	1/1	\$689.0	544	Feb 2023	N/A
T-3010	\$4,250/mth	2/2	\$3.9	1091	Apr 2023	N/A
L-416	\$515,000	1/2	\$582.6	884	Apr 2023	JOHN BOYTER
L-804	\$2,600/mth	1/2	\$4.2	624	Apr 2023	N/A
T-3609	\$453,000	1/1	\$840.4	539	Mar 2023	N/A
PH-3...	\$3,000/mth	1/2	\$4.1	734	Apr 2023	N/A
T-2614	\$4,200/mth	2/2	\$4.2	1006	Mar 2023	ALEJANDRA P...
T-1502	\$4,500/mth	2/2	\$4.4	1017	Mar 2023	ALEJANDRO...
L-632	\$3,200/mth	1/2	\$3.1	1034	Mar 2023	ARMAN AMIR...
Loft 8...	\$4,250/mth	2/3	\$3.5	1213	Apr 2023	N/A
T-2414	\$4,000/mth	2/2	\$4.0	1006	Mar 2023	MYSTIC SIX R...
T-3308	\$4,400/mth	2/2	\$4.0	1091	Apr 2023	N/A
Loft 8...	\$3,750/mth	1/2	\$4.2	884	Apr 2023	N/A
L-830	\$3,000/mth	1/2	\$4.3	698	Apr 2023	N/A
T-2305	\$455,000	1/2	\$620.7	733	Apr 2023	N/A
T-3709	\$443,000	1/1	\$821.9	539	Apr 2023	N/A
PH-3...	\$1,550,000	3/4	\$725.3	2137	Apr 2023	JOSE ALBERT...
T-3416	\$4,300/mth	2/2	\$3.8	1126	Apr 2023	N/A

Currently Listed

ACTIVE LISTINGS 4/4

Unit	Price	Beds/Baths	\$/Sqft	Sqft	Listing Date	Owner
T-1709	\$2,750/mth	1/1	\$5.1	539	Apr 2023	MANYC LLC C...
1506	\$614,000	2/2	\$610.9	1005	Nov 2022	ATTIQUE SAM...
1601	\$3,100/mth	1/2	\$3.9	790	Mar 2023	GIUSEPPE S P...
1707	\$2,950/mth	1/2	\$3.7	797	Nov 2022	N/A
2006	\$4,000/mth	2/2	\$4.0	1005	Apr 2023	GIUSEPPE S P...
2316	\$4,750/mth	2/2	\$4.2	1126	Nov 2022	N/A
2705	\$470,000	1/2	\$641.2	733	Apr 2023	ZAIDA AIRY G...
2716	\$4,400/mth	2/2	\$3.9	1126	Apr 2023	LUIS E LOPEZ...
3212	\$698,500	2/2	\$694.3	1006	Feb 2023	ABEL ANTONI...
3802	\$1,099,000	3/4	\$562.1	1955	Aug 2022	GABRIELA ME...